



**Glenrowan Primary School**  
**Beaconsfield Pde**  
**Glenrowan Victoria 3675**

Ph: (03) 5766 2221 Fax: (03) 5766 2325



**Winton Primary School**  
**Fox Street**  
**Winton Victoria 3675**

Ph: (03) 5766 4233 Fax: (03) 5766 4396

---

# **Anaphylaxis Policy**

## **PURPOSE**

To explain to Glenrowan and Winton Primary School parents, carers, staff and students the processes and procedures in place to support students diagnosed as being at risk of suffering from anaphylaxis. This policy also ensures that Glenrowan and Winton Primary School are compliant with Ministerial Order 706 and the Department's guidelines for anaphylaxis management.

## **SCOPE**

This policy applies to:

- all staff, including casual relief staff and volunteers
- all students who have been diagnosed with anaphylaxis, or who may require emergency treatment for an anaphylactic reaction, and their parents and carers.

## **POLICY**

### **School Statement**

Glenrowan and Winton Primary School will fully comply with Ministerial Order 706 and the associated guidelines published by the Department of Education and Training.

### **Anaphylaxis**

Anaphylaxis is a severe allergic reaction that occurs after exposure to an allergen. The most common allergens for school-aged children are nuts, eggs, cow's milk, fish, shellfish, wheat, soy, sesame, latex, certain insect stings and medication.

### *Symptoms*

Signs and symptoms of a mild to moderate allergic reaction can include:

- swelling of the lips, face and eyes
- hives or welts
- tingling in the mouth.

Signs and symptoms of anaphylaxis, a severe allergic reaction, can include:

- difficult/noisy breathing
- swelling of tongue
- difficulty talking and/or hoarse voice
- wheeze or persistent cough

- persistent dizziness or collapse
- student appears pale or floppy
- abdominal pain and/or vomiting.

Symptoms usually develop within ten minutes and up to two hours after exposure to an allergen, but can appear within a few minutes.

### *Treatment*

Adrenaline given as an injection into the muscle of the outer mid-thigh is the first aid treatment for anaphylaxis.

Individuals diagnosed as being at risk of anaphylaxis are prescribed an adrenaline autoinjector for use in an emergency. These adrenaline autoinjectors are designed so that anyone can use them in an emergency.

### **Individual Anaphylaxis Management Plans**

All students at Glenrowan and Winton Primary School who are diagnosed by a medical practitioner as being at risk of suffering from an anaphylactic reaction must have an Individual Anaphylaxis Management Plan. When notified of an anaphylaxis diagnosis, the Principal of Glenrowan and Winton Primary School is responsible for developing a plan in consultation with the student's parents/carers.

Where necessary, an Individual Anaphylaxis Management Plan will be in place as soon as practicable after a student enrolls at Glenrowan and Winton Primary School and where possible, before the student's first day.

Parents and carers must:

- obtain an ASCIA Action Plan for Anaphylaxis from the student's medical practitioner and provide a copy to the school as soon as practicable
- immediately inform the school in writing if there is a relevant change in the student's medical condition and obtain an updated ASCIA Action Plan for Anaphylaxis
- provide an up-to-date photo of the student for the ASCIA Action Plan for Anaphylaxis when that Plan is provided to the school and each time it is reviewed
- provide the school with a current adrenaline autoinjector for the student that has not expired;
- participate in annual reviews of the student's Plan.

Each student's Individual Anaphylaxis Management Plan must include:

- information about the student's medical condition that relates to allergies and the potential for anaphylactic reaction, including the type of allergies the student has
- information about the signs or symptoms the student might exhibit in the event of an allergic reaction based on a written diagnosis from a medical practitioner
- strategies to minimise the risk of exposure to known allergens while the student is under the care or supervision of school staff, including in the school yard, at camps and excursions, or at special events conducted, organised or attended by the school
- the name of the person(s) responsible for implementing the risk minimisation strategies, which have been identified in the Plan
- information about where the student's medication will be stored
- the student's emergency contact details
- an up-to-date ASCIA Action Plan for Anaphylaxis completed by the student's medical practitioner.

### *Review and updates to Individual Anaphylaxis Management Plans*

A student's Individual Anaphylaxis Management Plan will be reviewed and updated on an annual basis in consultation with the student's parents/carers. The plan will also be reviewed and, where necessary, updated in the following circumstances:

- as soon as practicable after the student has an anaphylactic reaction at school
- if the student's medical condition, insofar as it relates to allergy and the potential for anaphylactic reaction, changes

- when the student is participating in an off-site activity, including camps and excursions, or at special events including fetes and concerts.

Our school may also consider updating a student’s Individual Anaphylaxis Management Plan if there is an identified and significant increase in the student’s potential risk of exposure to allergens at school.

**Location of plans and adrenaline autoinjectors**

A copy of each student’s Individual Anaphylaxis Management Plan will be stored with their ASCIA Action Plan for Anaphylaxis in the staff room, together with the student’s adrenaline autoinjector. Adrenaline autoinjectors must be labelled with the student’s name. ASCIA Action Plan for Anaphylaxis will also be displayed in the student’s classroom and in the cooking areas.

**Risk Minimisation Strategies**

To reduce the risk of a student suffering from an anaphylactic reaction at Glenrowan and Winton Primary School’s, we have put in place the following strategies:

- staff and students are regularly reminded to wash their hands after eating.
- students are discouraged from sharing food.
- gloves must be worn when picking up papers or rubbish in the playground.
- year groups will be informed of allergens that must be avoided in advance of class parties, events or birthdays.
- a general use adrenaline autoinjector will be stored at the staff room.
- Planning for off-site activities will include risk minimisation strategies for students at risk of anaphylaxis including supervision requirements, appropriate number of trained staff, emergency response procedures and other risk controls appropriate to the activity and students attending.

**Adrenaline autoinjectors for general use**

Glenrowan and Winton Primary School will maintain a supply of adrenaline autoinjector for general use, as a back-up to those provided by parents and carers for specific students, and also for students who may suffer from a first time reaction at school.

Adrenaline autoinjectors for general use will be stored at Staff Room area and labelled “general use”.

The Principal is responsible for arranging the purchase of adrenaline autoinjectors for general use, and will consider:

- the number of students enrolled at Glenrowan and Winton Primary School at risk of anaphylaxis
- the accessibility of adrenaline autoinjectors supplied by parents
- the availability of a sufficient supply of autoinjectors for general use in different locations at the school, as well as at camps, excursions and events
- the limited life span of adrenaline autoinjectors, and the need for general use adrenaline autoinjectors to be replaced when used or prior to expiry
- the weight of the students at risk of anaphylaxis to determine the correct dosage of adrenaline autoinjector/s to purchase.

**Emergency Response**

In the event of an anaphylactic reaction, the emergency response procedures in this policy must be followed, together with the school’s general first aid procedures, emergency response procedures and the student’s Individual Anaphylaxis Management Plan.

A complete and up-to-date list of students identified as being at risk of anaphylaxis is maintained by Tabettha Graham and stored at Office, Staff Room and Kitchen Area. For camps, excursions and special events, a designated staff member will be responsible for maintaining a list of students at risk of anaphylaxis attending the special event, together with their Individual Anaphylaxis Management Plans and adrenaline autoinjectors, where appropriate.

If a student experiences an anaphylactic reaction at school or during a school activity, school staff must:

Step	Action
1.	<ul style="list-style-type: none"> <li>• Lay the person flat</li> <li>• Do not allow them to stand or walk</li> </ul>

	<ul style="list-style-type: none"> <li>• If breathing is difficult, allow them to sit</li> <li>• Be calm and reassuring</li> <li>• Do not leave them alone</li> <li>• Seek assistance from another staff member or reliable student to locate the student's adrenaline autoinjector or the school's general use autoinjector, and the student's Individual Anaphylaxis Management Plan, stored at Staff Room.</li> <li>• If the student's plan is not immediately available, or they appear to be experiencing a first time reaction, follow steps 2 to 5</li> </ul>
2.	<p>Administer an EpiPen or EpiPen Jr</p> <ul style="list-style-type: none"> <li>• Remove from plastic container</li> <li>• Form a fist around the EpiPen and pull off the blue safety release (cap)</li> <li>• Place orange end against the student's outer mid-thigh (with or without clothing)</li> <li>• Push down hard until a click is heard or felt and hold in place for 3 seconds</li> <li>• Remove EpiPen</li> <li>• Note the time the EpiPen is administered</li> <li>• Retain the used EpiPen to be handed to ambulance paramedics along with the time of administration</li> </ul> <p><b>OR</b></p> <p>Administer an Anapen® 500, Anapen® 300, or Anapen® Jr.</p> <ul style="list-style-type: none"> <li>• Pull off the black needle shield</li> <li>• Pull off grey safety cap (from the red button)</li> <li>• Place needle end firmly against the student's outer mid-thigh at 90 degrees (with or without clothing)</li> <li>• Press red button so it clicks and hold for 10 seconds</li> <li>• Remove Anapen®</li> <li>• Note the time the Anapen is administered</li> <li>• Retain the used Anapen to be handed to ambulance paramedics along with the time of administration</li> </ul>
3.	Call an ambulance (000)
4.	If there is no improvement or severe symptoms progress (as described in the ASCIA Action Plan for Anaphylaxis), further adrenaline doses may be administered every five minutes, if other adrenaline autoinjectors are available.
5.	Contact the student's emergency contacts.

If a student appears to be having a severe allergic reaction but has not been previously diagnosed with an allergy or being at risk of anaphylaxis, school staff should follow steps 2 – 5 as above.

Schools can use either the EpiPen® **and Anapen® on any student** suspected to be experiencing an anaphylactic reaction, regardless of the device prescribed in their ASCIA Action Plan.

Where possible, schools should consider using the correct dose of adrenaline autoinjector depending on the weight of the student. However, in an emergency if there is no other option available, any device should be administered to the student.

### **Communication Plan**

This policy will be available on Glenrowan and Winton Primary School website so that parents and other members of the school community can easily access information about Glenrowan and Winton Primary School anaphylaxis management procedures. The parents and carers of students who are enrolled at Glenrowan and Winton Primary School and are identified as being at risk of anaphylaxis will also be provided with a copy of this policy.

The Principal is responsible for ensuring that all relevant staff, including casual relief staff, canteen staff and volunteers are aware of this policy and Glenrowan and Winton Primary School's procedures for anaphylaxis management. Casual relief staff and volunteers who are responsible for the care and/or supervision of students who are identified as being

at risk of anaphylaxis will also receive a verbal briefing on this policy, their role in responding to an anaphylactic reaction and where required, the identity of students at risk.

The Principal is also responsible for ensuring relevant staff are trained and briefed in anaphylaxis management, consistent with the Department's [Anaphylaxis Guidelines](#).

### **Staff training**

The Principal will ensure that all school staff are appropriately trained in anaphylaxis management

Staff must complete the following training:

- an approved face-to-face anaphylaxis management training course in the last three years (either HeroHQ 22578VIC or 10710NAT), or
- an approved online anaphylaxis management training course in the last two years (ASCIA eLearning).

Staff are also required to attend a briefing on anaphylaxis management and this policy at least twice per year (with the first briefing to be held at the beginning of the school year), facilitated by a staff member who has successfully completed an anaphylaxis management course within the last 2 years. Each briefing will address:

- this policy
- the causes, symptoms and treatment of anaphylaxis
- the identities of students with a medical condition that relates to allergies and the potential for anaphylactic reaction, and where their medication is located
- how to use an adrenaline autoinjector, including hands on practice with a trainer adrenaline autoinjector
- the school's general first aid and emergency response procedures
- the location of, and access to, adrenaline autoinjectors that have been provided by parents or purchased by the school for general use.

When a new student enrolls at Glenrowan and Winton Primary School who is at risk of anaphylaxis, the Principal will develop an interim plan in consultation with the student's parents and ensure that appropriate staff are trained and briefed as soon as possible.

A record of staff training courses and briefings will be maintained through the school's online Emergency Management Plan.

The Principal will ensure that while students at risk of anaphylaxis are under the care or supervision of the school outside of normal class activities, including in the school yard, at camps and excursions, or at special event days, there is a sufficient number of school staff present who have been trained in anaphylaxis management.

### **FURTHER INFORMATION AND RESOURCES**

- The Department's Policy and Advisory Library (PAL):
  - [Anaphylaxis](#)
- [Allergy & Anaphylaxis Australia](#)
- ASCIA Guidelines: [Schooling and childcare](#)
- Royal Children's Hospital: [Allergy and immunology](#)


### **REVIEW CYCLE**

<b>Date Implemented</b>	May 2024
<b>Author</b>	
<b>Approved By</b>	Principal
<b>Responsible for Review</b>	Principal
<b>Review Date</b>	May 2025

# Action plan for Anaphylaxis

Name: \_\_\_\_\_

Date of birth: \_\_\_\_\_



Known severe allergies: \_\_\_\_\_

Parent/carer name(s) \_\_\_\_\_

Work Ph: \_\_\_\_\_

Home Ph: \_\_\_\_\_

Mobile Ph: \_\_\_\_\_

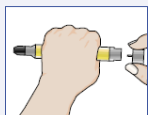
Plan prepared by: \_\_\_\_\_

Dr. \_\_\_\_\_

Signed \_\_\_\_\_

Date \_\_\_\_\_

## How to give EpiPen® or EpiPen® Jr



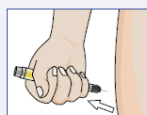
**1.** Form fist around EpiPen® and pull off grey cap.



**2.** Place black end against outer mid-thigh.



**3.** Push down **HARD** until a click is heard or felt and hold in place for 10 seconds.



**4.** Remove EpiPen® and be careful not to touch the needle. Massage the injection site for 10 seconds.

## MILD TO MODERATE ALLERGIC REACTION

- swelling of lips, face, eyes
- hives or welts
- abdominal pain, vomiting

## ACTION

- stay with child and call for help
- give medications (if prescribed) .....
- locate EpiPen® or EpiPen® Jr
- contact parent/carer



**watch for signs of Anaphylaxis**

## ANAPHYLAXIS (SEVERE ALLERGIC REACTION)

- difficulty/noisy breathing
- swelling of tongue
- swelling/tightness in throat
- difficulty talking and/or hoarse voice
- wheeze or persistent cough
- loss of consciousness and/or collapse
- pale and floppy (young children)

## ACTION

- 1 Give EpiPen® or EpiPen® Jr**
- 2 Call ambulance. Telephone 000**
- 3 Contact parent/carer**

**If in doubt, give EpiPen® or EpiPen® Jr**

Additional Instructions \_\_\_\_\_

© ASCIA 2003. This plan was developed by

**ascia**

australasian society of clinical immunology and allergy inc.

[www.allergy.org.au](http://www.allergy.org.au)